




**Rocker Switch RAWP(Splash Proof) Series**



**SPECIFICATION**

- Electrical Rating : 10A 250VAC/15A 125VAC(UL)  
10(4)A 250VAC(VDE)
- Degree of protect: IP22
- Mechanical life: Over 30000 cycles
- Electrical life: Over 10000 cycles
- Contact resistance: <20mΩ
- Insulation resistance: >1000MΩ
- High voltage resistance: >1500V 1 min.
- Ambient temperature: Terminal side -20 to +85°C  
Actuating side -20 to +55°C
- Storage temperature: -30 to +80°C Max
- Atmospheric humidity: Max.85%
- Actuating force: 4~8N(depends on different switch function)
- Flammability: 94V-2
- Temperature rise at the terminal: Max 30°C (UL1054)
- Solder ability of terminal: Max 350°C , 3s

**MATERIALS**

- Housing: PA66
- Rocker: PA66
- Contacts: Silver alloy
- Terminal: Brass silver plated
- Lamp: Neon Lamp, Tungsten Lamp
- Spring: SWC
- Movable Arm: Brass silver plated
- Bracket: PA66

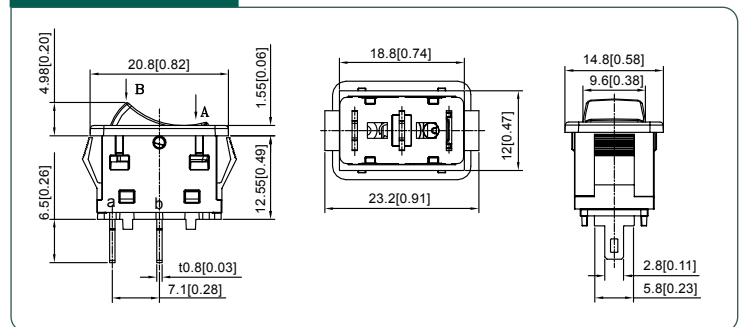
**HOW TO ORDER**

<b>RAWP</b> Series	<b>1</b> Switch Function	<b>K</b> Housing Color	<b>K</b> Actuator Color	<b>E</b> Marking	<b>T</b> Terminal Type	<b>C</b> Safety Approval																												
Series	<table border="1"> <tr><td>1</td><td>ON-OFF</td></tr> <tr><td>2</td><td>ON-ON</td></tr> </table>	1	ON-OFF	2	ON-ON	<table border="1"> <tr><td>G</td><td>Gray</td></tr> <tr><td>W</td><td>White</td></tr> <tr><td>K</td><td>Black</td></tr> </table>	G	Gray	W	White	K	Black	<table border="1"> <tr><td>G</td><td>Gray</td></tr> <tr><td>W</td><td>White</td></tr> <tr><td>K</td><td>Black</td></tr> <tr><td>O</td><td>Orange</td></tr> <tr><td>R</td><td>Red</td></tr> <tr><td>B</td><td>Blue</td></tr> </table>	G	Gray	W	White	K	Black	O	Orange	R	Red	B	Blue	Please see option of marking	<table border="1"> <tr><td>T</td><td>Connect tab 3.7(Wide)*0.4(Thick)</td></tr> </table>	T	Connect tab 3.7(Wide)*0.4(Thick)	<table border="1"> <tr><td>C</td><td>4 Safety Approvals</td></tr> <tr><td>E</td><td>None Approvals</td></tr> </table>	C	4 Safety Approvals	E	None Approvals
1	ON-OFF																																	
2	ON-ON																																	
G	Gray																																	
W	White																																	
K	Black																																	
G	Gray																																	
W	White																																	
K	Black																																	
O	Orange																																	
R	Red																																	
B	Blue																																	
T	Connect tab 3.7(Wide)*0.4(Thick)																																	
C	4 Safety Approvals																																	
E	None Approvals																																	

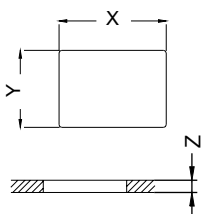
**Option of switch function**

Item NO	POLES & THROWS	Rocker position		
		Left	Center	Right
RAWP1	SPST	ON	None	OFF
RAWP2	SPDT	ON	None	ON

**Dimension**



**Panel cut out**



Z	Y	X
0.70~1.25	12.80~12.90	19.20~19.30
1.25~2.00	12.80~12.90	19.30~19.40
2.00~3.00	12.80~12.90	19.50~19.60